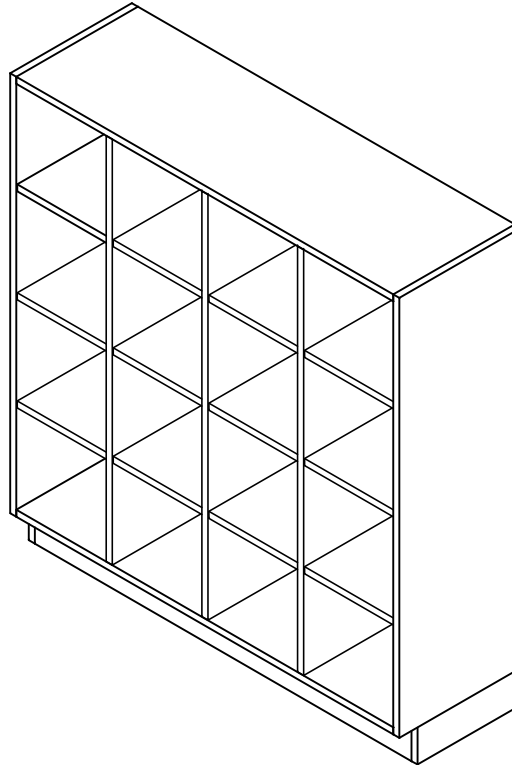


CUBBY CABINET

CC- SERIES (OAK OR MAPLE)
ASSEMBLY INSTRUCTIONS



NOTE:

1. MODEL VIEWS MAY NOT REPRESENT EXACT MODEL PURCHASED

DWN BY:	EMK	DWN DATE:	1/11/16
APR BY:		DATE APR:	
APR BY:		DATE APR:	

UNLESS OTHERWISE SPECIFIED
DIMENSION ARE IN INCHES

CABINET SQUARENESS ± .0625
FRACTIONAL VALUES ± 1/32"
- ALL VALUES ± OVERALL -



300 South Krueger Street
Suring, WI 54174
diversifiedwoodcrafts.com

TITLE:
**CUBBY CABINET
ASSEMBLY INSTRUCTIONS**

REV.	DESCRIPTION	DATE	NAME	ECN NO.
A	CREATED DRAWING	1/11/16	EMK	-

REVISION LEVEL

THIS DRAWING IS THE SOLE PROPERTY OF
DIVERSIFIED WOOD CRAFTS. IT MAY NOT
BE ALTERED OR CHANGED WITHOUT
PERMISSION

DRAWING NUMBER:

CC- SERIES

SCALE:

NTS

SHEET:

1 OF 4

REVISION:

REV A

TOOLS REQUIRED

CONTACT CEMENT
SCREW DRIVER

ASSEMBLY COMPONENTS

ITEMS INCLUDED	PART #	PART DESCRIPTION	QTY
RUBBER BASE	100283	RUBBER BASE MOLDING (SOLD BY FOOT)	VARIES
STAINLESS STEEL CORNERS	100057	CORNERS-STAINLESS STEEL,BASE	2
SCREWS - BASE	100064	SCREW,#6X½ PTH SMS SS SCREW	8

NOTE:

1.

DWN BY:	EMK	DWN DATE:	1/11/16
APR BY:		DATE APR:	
APR BY:		DATE APR:	

UNLESS OTHERWISE SPECIFIED
DIMENSION ARE IN INCHES
CABINET SQUARENESS ± .0625
FRACTIONAL VALUES ± 1/32"
- ALL VALUES ± OVERALL -



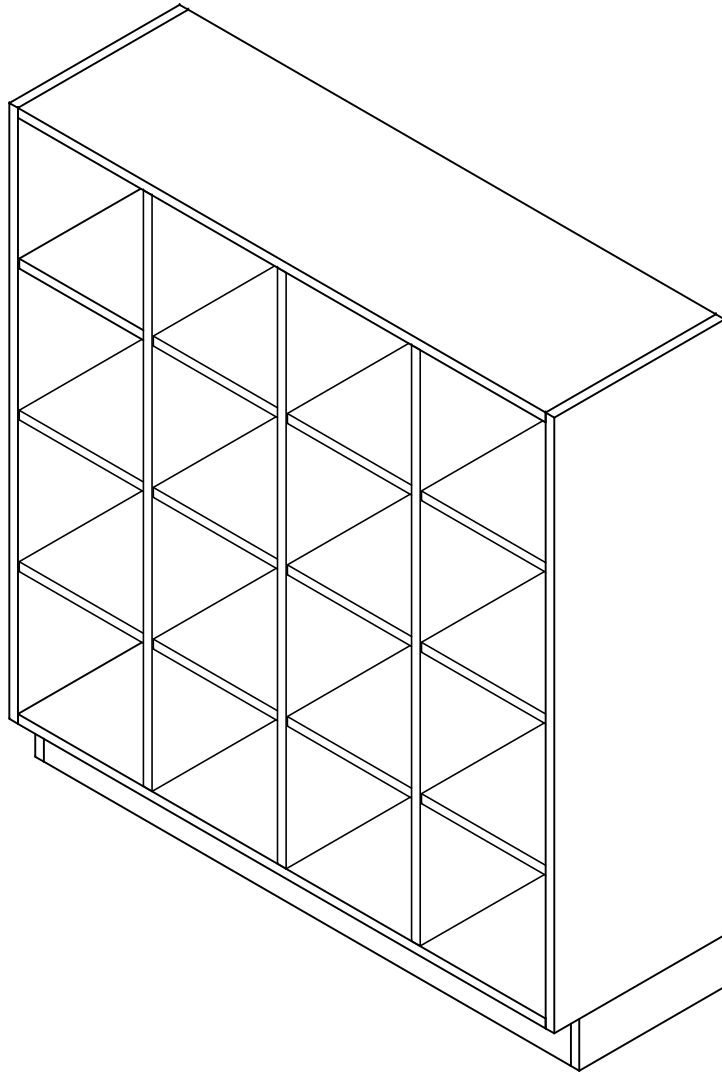
300 South Krueger Street
Suring, WI 54174
diversifiedwoodcrafts.com

TITLE:
CUBBY CABINET
TOOLS AND ASSEMBLY COMPONENTS

REV.	DESCRIPTION	DATE	NAME	ECN NO.
A	CREATED DRAWING	1/11/16	EMK	-

THIS DRAWING IS THE SOLE PROPERTY OF
DIVERSIFIED WOOD CRAFTS. IT MAY NOT
BE ALTERED OR CHANGED WITHOUT
PERMISSION

DRAWING NUMBER:	SCALE:	SHEET:	REVISION:
CC- SERIES	NTS	2 OF 4	REV A



STEP 1:

- POSITION CABINET IN YOUR DESIRED LOCATION.
- LEVEL CABINET.
- ANCHOR TO WALL.

NOTE:

1.

DWN BY:	EMK	DWN DATE:	1/11/16
APR BY:		DATE APR:	
APR BY:		DATE APR:	

UNLESS OTHERWISE SPECIFIED
DIMENSION ARE IN INCHES
CABINET SQUARENESS ± .0625
FRACTIONAL VALUES ± 1/32"
- ALL VALUES ± OVERALL -



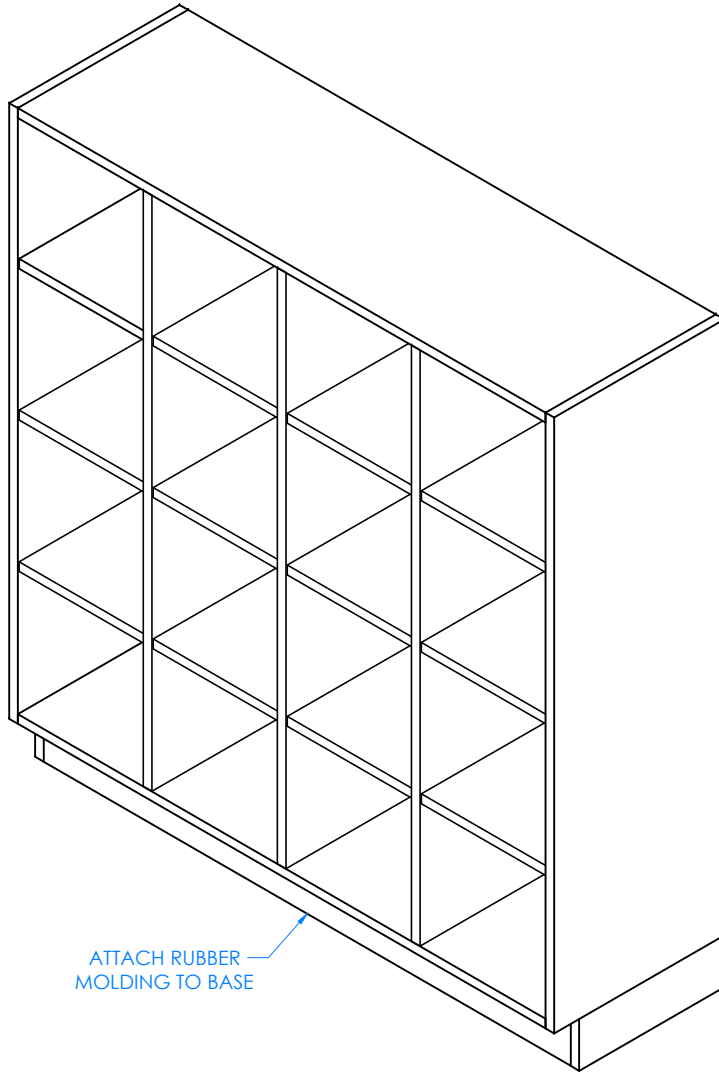
300 South Krueger Street
Suring, WI 54174
diversifiedwoodcrafts.com

TITLE:
CUBBY CABINET
ASSEMBLY INSTRUCTIONS

REV.	DESCRIPTION	DATE	NAME	ECN NO.
A	CREATED DRAWING	1/11/16	EMK	-
REVISION LEVEL				

THIS DRAWING IS THE SOLE PROPERTY OF
DIVERSIFIED WOOD CRAFTS. IT MAY NOT
BE ALTERED OR CHANGED WITHOUT
PERMISSION

DRAWING NUMBER:	SCALE:	SHEET:	REVISION:
CC- SERIES	NTS	3 OF 4	REV A



STEP 2:

- ATTACH RUBBER MOLDING TO BASE OF CABINET USING CONTACT CEMENT.
- SCREW STAINLESS STEEL CORNER BRACKETS ON EACH CORNER OVER THE BASE MOLDING WITH HARDWARE PROVIDED.

NOTE:

1.

ATTACH RUBBER MOLDING TO BASE

COMPLETE UNIT SHOWN

DWN BY:	EMK	DWN DATE:	1/11/16
APR BY:		DATE APR:	
APR BY:		DATE APR:	

UNLESS OTHERWISE SPECIFIED DIMENSION ARE IN INCHES
 CABINET SQUARENESS ± .0625
 FRACTIONAL VALUES ± 1/32"
 - ALL VALUES ± OVERALL -



300 South Krueger Street
 Suring, WI 54174
 diversifiedwoodcrafts.com

TITLE:
**CUBBY CABINET
 ASSEMBLY INSTRUCTIONS**

REV.	DESCRIPTION	DATE	NAME	ECN NO.
A	CREATED DRAWING	1/11/16	EMK	-

THIS DRAWING IS THE SOLE PROPERTY OF DIVERSIFIED WOOD CRAFTS. IT MAY NOT BE ALTERED OR CHANGED WITHOUT PERMISSION

DRAWING NUMBER:	SCALE:	SHEET:	REVISION:
CC- SERIES	NTS	4 OF 4	REV A